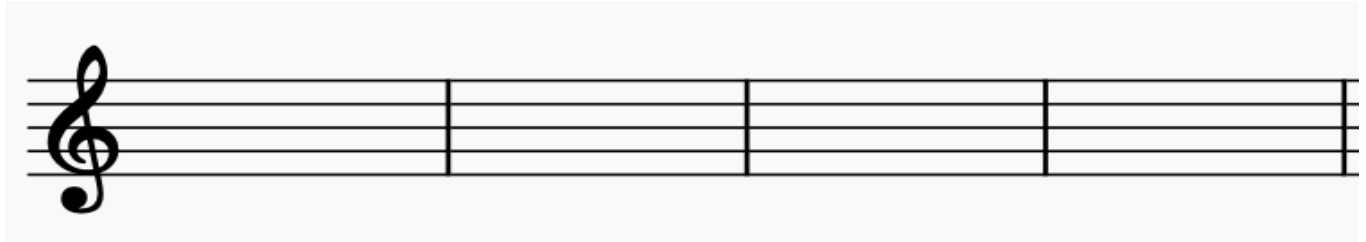


NYSMTA – DISTRICT 4 - Written Exam
Theory Test - Level Five - Sample - 60 Points

1. Draw the key signatures. (1pt/ea: 8pts)

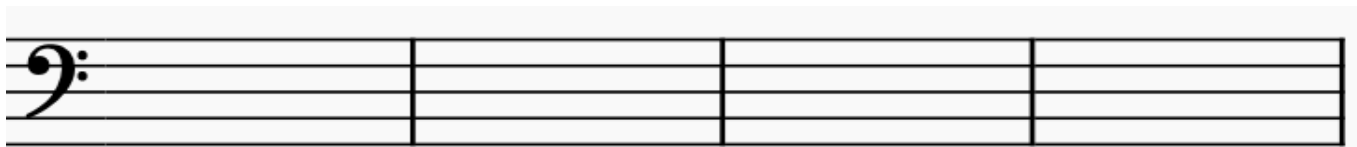


B Major

E \flat Major

g minor

c minor




E Major

e minor


D \flat Major

F Major

2. Draw the ascending and descending relative harmonic minor scale to B \flat Major. Use accidentals, no key signature. (5 points)



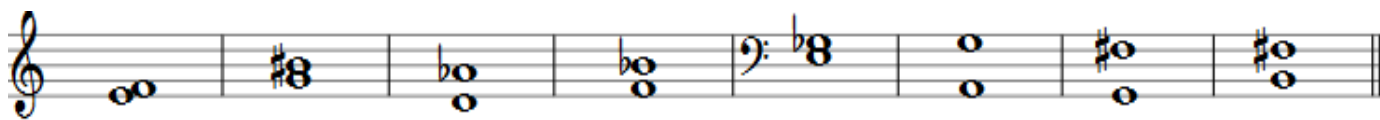
3. Draw the ascending and descending C melodic minor scale. Use accidentals, no key signature. (5 points)




4. Name the root position triads (letter name of the root) and the quality (“Maj” for Major, “min” for minor, “Aug” for augmented, “dim” for diminished). For example: C \sharp Aug (2pts/ea: 14pts)



5. Identify the intervals (number size) and their quality (ie: P5, m3, dim6, aug4, M3 etc.) (1pt/ea: 8pts)



6. The following example is four bars long. **a)** Fill in the correct time signature on the staff (1pt); **b)** Name the key (1pt); **c)** Add bar lines (1pt/bar); **d)** Write the counts for each measure below the notes (1pt/bar) (10 points)

a)  b) key of _____



d) _____

7. Match the terms in the left column by writing the number of the correct sign or term from the right column. (1pt/ea: 10pts)

Sforzando (*sfz*) _____

Dal segno _____

Adagio _____

Piu mosso _____

Rallentando _____

Chromatics _____

Con moto _____

Cadence _____

Vivace _____

Poco a poco _____

1. A slow movement

2. Little by little

3. Faster

4. A sudden strong accent

5. Go back to the sign

6. With motion

7. Lively, animated, fast

8. Get slower and slower

9. Ending of a phrase

10. Movement by half steps